

Here's The Keys, Call If You Need Anything, See You In 12 Hours

Nathan Geil
Matt Dolan
City of West Des Moines, Iowa



Why Do We Need Training?





Where It All Started

- Brian Barott, Larry Nelson, Rick Shomion MNDOT
- Early 2000 Gov Jessi Ventura, Strike Plan For 1200 Guard Members
- 2004 Started MNDOT Training At Camp Ripley
- Attended Classes in 2006
- 2 Week Class
- Prepare Students To Pass CDL Test
- Classroom, Pre-Trip and Driving Skills







In House SPOT

- 2 Days of Training, New Hires and Part Time
- Covering-Single Axle and Loader Operation
- Focus On Pre-Trip Inspections, Skills Course and Road Critique
- Liability

A collage of three images related to snowplow operations. The left image shows a person in a high-visibility vest near a yellow snowplow. The middle image shows a yellow snowplow on a dirt area. The right image shows a yellow snowplow on a road.

In House SPOT

- Maps, Paperwork, Fueling, Maintenance and Shop Tour

A collage of three images showing maintenance and shop activities. The top left image shows the interior of a large metal building. The top right image shows a yellow snowplow at a fueling station at night. The bottom image shows two people working on a snowplow in a shop.

Other Training Done In-House

- Grader
- Backhoe
- Vactor



Metro SPOT

- 2 Days of Training
- 12 Operators From 6 Metro Agencies Make Up the Committee
- Created In 2008
- Funded by Local LTAP



Metro SPOT Who Should I Send?

- Preferably New Plow Operators
- One Truck for 2-3 Operators
- One Trainer Per Truck



Metro SPOT

- Focus Areas
 - Pre-Trip
 - Skill Course
 - Road Critique



Metro SPOT Typical Day

- Day 1
 - Train The Trainers Session
 - Intro
 - Pre-Trip Video
 - DOT Officer Covers Pre-Trip Inspections
 - Lunch
 - Outside To Practice Pre-Trip
 - Start On Skills Course Practice



Metro SPOT Typical Day

- Day 2
 - Plowing Technique Video
 - Lessons Learned
 - New Technology
 - Round Table
 - Lunch
 - Practice Skills Course
 - Road Course



Metro SPOT


- Pre-Trip Defects
- DOT Simulator
- Guest Speakers



The collage consists of three photographs. The top right photo shows a person wearing a white cap and a dark jacket sitting in a simulator, looking at a screen. The bottom left photo shows a man in a white shirt standing at a podium in a room with an audience. The bottom right photo shows three men standing together; one is in a blue shirt, one in a yellow safety vest, and one in a white shirt.

Metro SPOT

- Attendees
40 The First Year
Average of 75 the Last 3 Years



The collage consists of two photographs. The left photo shows a large audience of people sitting in a hall, many wearing yellow safety vests. The right photo shows a person walking through a hallway with a railing, with other people visible in the background.

Challenges

- Multiple Agencies, Multiple Policies
Different Controllers
Some Use Wings, Some Not
Location
Weather
Training the Trainers



The collage consists of three photographs. The top right photo shows a close-up of a control panel with a screen and buttons. The bottom left photo shows a yellow truck. The bottom right photo shows a construction site with a large building under construction and orange traffic cones.

Why Does It Work?

- Realistic Experiences
- Overall Cost, \$80 for Two Days of Training
- Balance of Classroom and Hands On Training
- Students Trained On Own Equipment By Operators From Their Agency
- Keeping Students Busy





































Where Are We Going?

- Expanding To Other Parts of the State

Map of Maine showing major roads and cities. The map includes a legend for 'All Roads', 'US Highways', and 'Interstate Highways'. Major cities like Bangor, Lewiston, Portland, and Augusta are labeled. A scale bar indicates 0, 50, and 100 miles.

Thank You!!

Nathan Geil

Nathan.Geil@wdm.iowa.gov

Matt Dolan

Matt.Dolan@wdm.iowa.gov